



MISSISSIPPI DEPARTMENT OF EMPLOYMENT SECURITY



# Helping Mississippians Get Jobs

## 2016 Annual Report

**STATE FISCAL YEAR 2016**  
JULY 1, 2015 THROUGH  
JUNE 30, 2016



## MISSISSIPPI DEPARTMENT *of* EMPLOYMENT SECURITY

OFFICE OF THE GOVERNOR

I am pleased to submit the 2016 annual report for the Mississippi Department of Employment Security (MDES). This report highlights the agency initiatives to implement programs and provide services that exceed the expectations for *Helping Mississippians Get Jobs*.

MDES is known as an innovator among state workforce agencies, and in October 2015, Mississippi became the first state in the nation to submit its Workforce Innovation and Opportunity Act (WIOA), Combined Workforce Plan. In fact, Mississippi was the first state to have its WIOA State Plan approved by the federal government. Then in August 2016 Governor Bryant approved the WIOA plans of all four Mississippi Local Workforce Areas.

MDES continues to lead in the development of technology that benefits businesses searching for workers and people searching for jobs. MDES developed a state-of-the-art Unemployment Benefits system that led the U.S. Department of Labor to fund a partnership with Rhode Island and Maine to create a multi-tenant, cloud-hosted, rules engine-operated consortium system for Unemployment Benefits and Tax. After several years of innovative work, the consortium launched its system for Benefits in June 2016. The Tax system is scheduled for deployment in Mississippi in September 2017 and for Rhode Island and Maine by the end of 2018. MDES is currently working with Connecticut to add that state to the consortium. By sharing operating costs among the member states, Mississippi is already saving \$1.4 million a year. When the project is completed, Mississippi will begin saving approximately twice that amount, or \$2 million a year.

The downside of technology is the increased threat of cybercrime. The agency implemented enhanced safeguards to identify and stop fraud attempts. Through these efforts, MDES stopped over 4.7 million attempts to file fraudulent claims and prevented \$4.9 million of fraud in the past year. We continue to upgrade our system to identify and neutralize threats of identity theft and unemployment insurance fraud.

During this past year, the agency expanded email delivery of communications to its customers and implemented a bank draft option to recoup overpayments made due to error or fraud. These initiatives increase efficiency, prevent loss, and reduce costs.

Last year employers sent us 40,796 job openings. We placed 29,114 people in jobs and served more than 194,523 Mississippians.

In June 2016, we began implementing WIOA by working much more closely with our partner agencies: Human Services, the Community College Board, and Rehabilitation Services. Soon MDES and our partners will use an innovative data hub to connect the agencies' computer systems so that information collected by an agency from an applicant will automatically flow to this data exchange and then be routed to the other agencies that can help that person. That process will enable the agencies to monitor in real-time a person's progress and to coordinate services so that the individual can find a productive job and move to self-sufficiency as quickly and efficiently as possible.

Since 2005, MDES has funded the Workforce Enhancement Training Fund, which has provided Mississippi community colleges with over \$231 million for training to meet the demands of a global economy. During the 2016 legislative session, Governor Bryant signed Senate Bill 2808 that authorized additional funding to help Mississippians in need of training.

All the programs and services delivered through our WIN Job Centers or through our advanced technology systems are designed to provide Mississippi employers with the tools necessary to find and hire skilled workers or to prepare individuals to enter the workforce. MDES will continue to advance technology, reduce costs, increase efficiency, and keep *Helping Mississippians Get Jobs*.

**Mark Henry**

*Executive Director*

MISSISSIPPI DEPARTMENT *of* EMPLOYMENT SECURITY  
**2016 ANNUAL REPORT**

**STATE FISCAL YEAR 2016**

JULY 1, 2015 THROUGH JUNE 30, 2016

From the Executive Director . . . . . **ii**

**YEAR IN REVIEW**

Executive Summary . . . . . **2**  
 2016 Highlights of Activities . . . . . **3**  
     Local Workforce Investment Areas and WIN Job Centers . . **3**  
     Reemployment Assistance . . . . . **5**  
         Reducing Fraudulent Unemployment Claims . . . . . **5**  
         The Workforce Training Funds . . . . . **5**  
     MDES Technology – Still Raising The Bar . . . . . **6**  
         NextJob . . . . . **6**  
         Re-Employment Services and Eligibility Assessment . . **6**  
         Bank Draft . . . . . **7**  
         Email Delivery to Employers . . . . . **7**  
         Security . . . . . **7**  
         UI Consortium. . . . . **7**  
         Looking Ahead . . . . . **8**  
     Launching WIOA in Mississippi. . . . . **9**

**ACCOUNTABILITY**

Funding and Expenditures . . . . . **10**  
 Performance Measures. . . . . **11**  
 Wagner-Peyser Common Measures . . . . . **11**  
 Workforce Investment Act (WIA) Quarterly Reports  
 Overall State at a Glance . . . . . **12**  
 WIA Common Measures Definitions . . . . . **13**  
 Unemployment Insurance . . . . . **14**  
     Core Measures . . . . . **14**  
     Unemployment Insurance Performs Core Measures . . . . **14**  
     Fraud Prevention. . . . . **15**  
     Unemployment Insurance Activities . . . . . **15**  
 Work Opportunity Tax Credit . . . . . **17**  
 Individual Training Accounts Summary. . . . . **18**  
 Local Workforce Investment Areas Individual Training  
 Accounts: All Local Workforce Investment Areas. . . . . **24**  
 Local Workforce Investment Areas Individual Training  
 Accounts By Workforce Area . . . . . **31**  
     Delta Individual Training Accounts . . . . . **31**  
     Mississippi Partnership Individual Training Accounts. . . . **32**  
     Southcentral Mississippi Individual Training Accounts. . . . **34**  
     Twin Districts Individual Training Accounts. . . . . **36**  
 Individual Training Account Types and Participants . . . . . **38**  
 Individual Training Account Course Listing. . . . . **39**  
 Core and Intensive Services by Service Provider. . . . . **41**  
 Core and Intensive Services by Type . . . . . **43**

# EXECUTIVE SUMMARY

*We are proud to share our many accomplishments with you in this annual report as we show you just how MDES continues to raise the bar in services and innovation.*

Our mission is to help Mississippians get jobs, and our goal is to guarantee all Mississippians and working families will be able to enjoy economic security. We accomplish this role through our network of WIN Job Centers across the state. As a workforce agency, we commit to doing everything we can to build a full-employment economy for our state so that all Mississippians will have quality jobs that enable their families to live in dignity with value and purpose.

The second major role of MDES is to administer the Unemployment Insurance (UI) program by making payments to thousands of Mississippians each year, helping to bridge the financial gap between jobs.



## AT A GLANCE

Total work search registrations	194,523
Number of employers placing job orders	22,015
Total number of customers placed in jobs	29,114

In our **UNEMPLOYMENT INSURANCE PROGRAM**, Mississippi is constantly vigilant in protecting the funds to pay unemployment benefits to customers who lose their jobs due to no fault of their own. The agency blocked over 4.7 million attempts to file fraudulent claims. We accomplish this through data mining, data analytics, partnerships with federal and state agencies, and other proactive steps. Through the partnership with the federal/state investigative and prosecuting agencies, individuals are being arrested and prosecuted for identity theft and other fraudulent activity involving stealing unemployment benefits. As an agency, we are making significant gains in helping our UI program serve our customers through innovative technology that other states have not been able to provide.

The **WORKFORCE ENHANCEMENT TRAINING FUND**, established in 2005, ensures Mississippi's workforce has the training to meet the demands of the global economy. Governor Bryant, in support

of workforce training, signed Senate Bill 2808 (2016 session) authorizing additional funding to assist unemployed Mississippi residents with the opportunity for immediate training for new jobs by employers. In accordance with the state's Workforce Innovation and Opportunity Act (WIOA), it presents an extraordinary opportunity for Mississippi to create and maintain a customized workforce system. It will provide the framework needed to develop strong and vibrant regional economies where businesses thrive, and people want to live and work.

**MDES TECHNOLOGY** continues to meet and surpass other states in innovation. The Office of Technology Support and Innovation (OTSI), provides solutions to our agency programs to help Mississippians get jobs through the latest devices in modern technology. Eligibility Assessments, Bank Draft, and Email Delivery are services OTSI have provided, resulting in costs savings to the agency and our employers.

Benchmarking is nothing new to MDES when it comes to technology. OTSI received funding from the Department of Labor (DOL) to fund a partnership among Mississippi, Rhode Island, and Maine, developing the first Consortium System for Unemployment Benefits and Tax in the country. Again, Mississippi was the first to reach this level of technology.

We close out our annual report for 2016 with a review of how well we have met our goals in our **ACCOUNTABILITY** section. This segment identifies the performance measures on which the agency is judged by the United States Department of Labor, and it identifies how MDES allocates the funds it receives. In 2016, MDES received \$88,089,737.00 in federal funding across all fund sources. As we go through this fiscal year, we realize that the secret to success is to continue raising the bar.

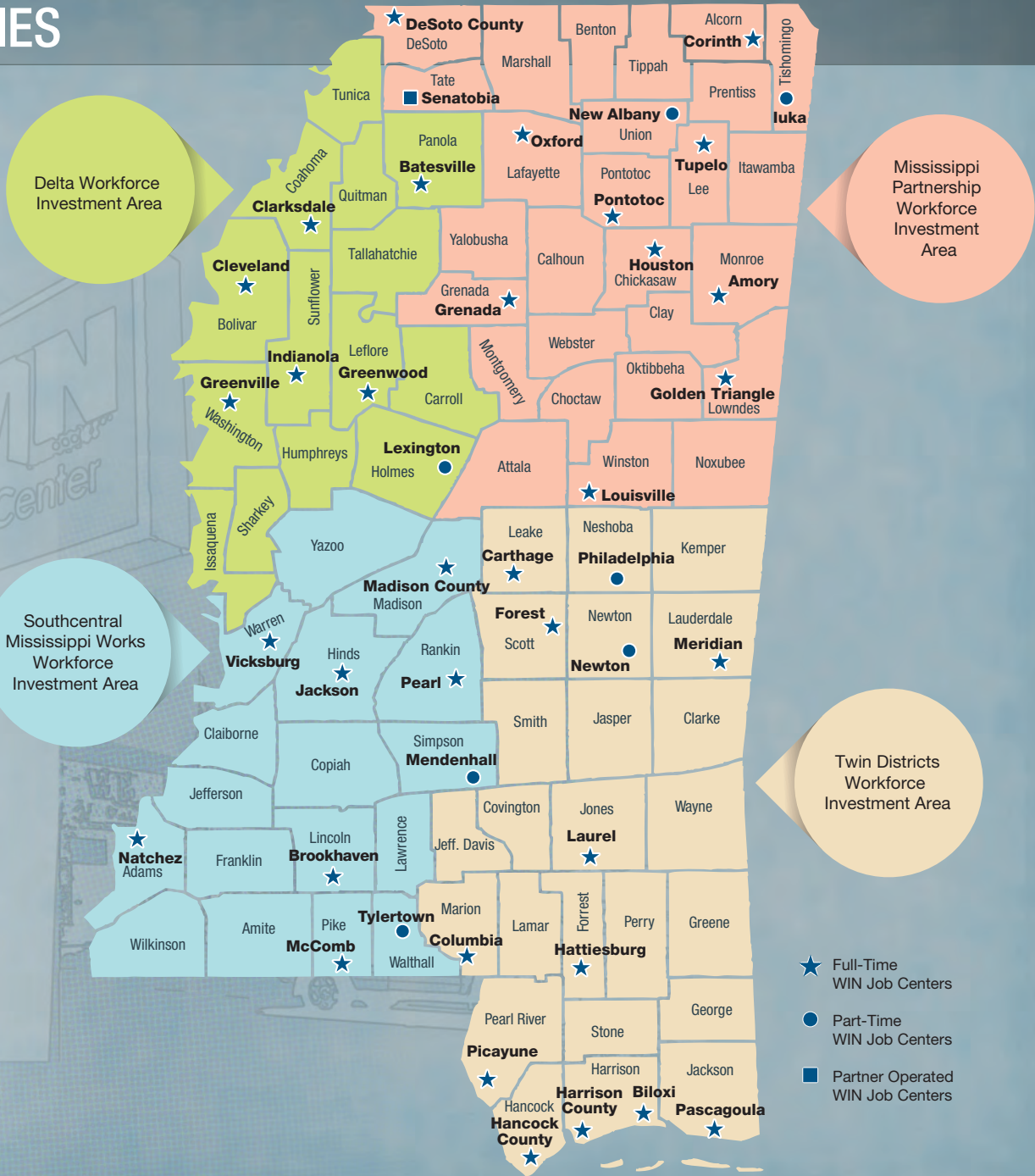
# 2016 HIGHLIGHTS OF ACTIVITIES

## LOCAL WORKFORCE INVESTMENT AREAS AND WIN JOB CENTERS

MDES manages the comprehensive network of WIN Job Centers located throughout the state, providing qualified employees for Mississippi's employers. The centers reach out to the business community, focusing on excellent customer service and looking for better, more efficient ways to work with our workforce partners. Our offices provide assistance to anyone in the state who is looking for a job or a better job. We strive daily to deliver value to our customers and employers, providing services tailored to individual needs. WIN Job Centers are constantly striving to provide placements through job orders that fit our employer needs.

*Our WIN Job Center staff assisted 121,861 customers and self-served 72,662 customers.*

From our employment area, in FY-2016, we received 40,796 new job orders which were an increase of 20% over FY-2015. The number of employers placing job orders totaled 22,015 for FY 2016, which was an increase of 15% over FY-2015.



**Amory**

662-256-2618  
1619 Highland Drive  
P.O. Box 415  
Amory, MS 38821-0415

**Batesville**

662-563-7318  
103-16 Woodland Road  
P.O. Box 1511  
Batesville, MS 38606-1511

**Biloxi**

228-388-7997  
2306 Pass Road  
P.O. Box 4647  
Biloxi, MS 39535-4647

**Brookhaven**

601-833-3511  
545 Brookway Blvd.  
P.O. Box 790  
Brookhaven, MS 39602-0790

**Carthage**

601-267-9282  
202 C.O. Brooks St.  
Carthage, MS 39051-4262

**Clarksdale**

662-624-9001  
236 Sharkey Ave., 3rd floor  
Federal Building  
P.O. Box 640  
Clarksdale, MS 38614-0640

**Cleveland**

662-843-2704  
119 N. Commerce Ave.  
P.O. Box 1750  
Cleveland, MS 38732-1750

**Columbia**

601-736-2628  
1111 Highway 98  
Columbia, MS 39429-3701

**Columbus**

(Golden Triangle)  
662-328-6876  
5000 N. Frontage Road  
Columbus, MS 39701-9412

**Corinth**

662-696-2336  
2759 S. Harper Road  
Corinth, MS 38834-2050

**DeSoto County**

662-342-4002  
7320 Highway 51 N  
P.O. Box 186  
Southaven, MS 38671

**Forest**

601-469-2851  
536 Deer Field Drive  
Forest, MS 39074-6005

**Greenville**

662-332-8101  
Delta Plaza Shopping Center  
800 Martin Luther King Blvd.,  
Suite C54  
P.O. Box 5279  
Greenville, MS 38704-5279

**Greenwood**

662-459-4600  
812 W. Park Ave.  
P.O. Box 554  
Greenwood, MS 38935-0554

**Grenada**

662-226-2911  
1229-A Sunset Drive  
Grenada, MS 38901

**Hancock County**

228-466-5425  
856 Hwy 90 Suite D  
Bay St Louis, MS 39520

**Harrison County**

228-897-6900  
10162 Southpark Drive  
P.O. Box 2849  
Gulfport, MS 39505-2849

**Hattiesburg**

601-584-1202  
1911 Arcadia Street  
Hattiesburg, MS 39401-5428

**Houston**

662-456-1561  
210 S. Monroe St.  
Houston, MS 38851

**Indianola**

662-887-2502  
226 N. Martin Luther King Drive  
P.O. Box 963  
Indianola, MS 38751-0963

**Iuka**

662-423-9231  
1107 Maria Lane  
Iuka, MS 38852-1120

**Jackson**

601-321-7931  
5959 I-55 N, Frontage Road,  
Suite C  
Jackson, MS 39213

**Laurel**

601-399-4000  
2139 Highway 15 N, Suite D  
Laurel, MS 39440

**Lexington**

662-834-2426  
303 Yazoo Street  
Lexington, MS 39095

**Louisville**

662-773-5051  
600 N. Court Ave., Suite B  
Louisville, MS 39339-2023

**Madison County**

601-859-7609  
152 Watford Parkway Drive  
P.O. Box 450  
Canton, MS 39046-0450

**McComb**

601-684-4421  
1002 Warren Krout Road  
P.O. Box 1306  
McComb, MS 39648

**Mendenhall**

601-847-1322  
150 W. Court Ave.  
Mendenhall, MS 39114-3550

**Meridian**

601-553-9511  
2000 Highway 19 N  
Meridian, MS 39307-4906

**Natchez**

601-442-0243  
107 Colonel John  
Pitchford Parkway  
P.O. Box 810  
Natchez, MS 39121-0810

**New Albany**

662-692-1502  
301 North St.  
New Albany, MS 38652

**Newton**

601-683-2021  
107 Adams St.  
Newton, MS 39345-2642

**Oxford**

662-234-3231  
204 Colonnade Cove, Suite 1  
Oxford, MS 38655-5407

**Pascagoula**

228-762-4713  
1604 Denny Ave.  
P.O. Box 1058  
Pascagoula, MS 39568-1058

**Pearl**

601-321-5441  
212 Saint Paul St.  
Pearl, MS 39208-5134

**Philadelphia**

601-389-3431  
1016 Saxon Airport Road  
Philadelphia, MS 39350

**Picayune**

601-798-3472  
2005 Wildwood Road  
Picayune, MS 39466

**Pontotoc**

662-489-3956  
182 Highway 15 N  
Pontotoc, MS 38863-2923

**Senatobia**

662-562-3351  
NW Community College  
4975 Highway 51 N  
Senatobia, MS 38668

**Tupelo**

662-842-4371  
3200 Adams Farm Road,  
Suite 4  
Belden, MS 38826

**Tylertown**

601-222-2161  
200 Ball Ave., Courthouse  
Tylertown, MS 39667-2170

**Vicksburg**

601-638-1452  
1625 Monroe Street  
Vicksburg, MS 39180

# REEMPLOYMENT ASSISTANCE

## Reducing Fraudulent Unemployment Claims

Mississippi is constantly vigilant in protecting the funds that pay unemployment benefits to customers who have lost their jobs due to no fault of their own.

The agency was alerted by the United States Department of Labor in July 2014 that fraudulent unemployment claims were being filed in other states, primarily as a result of identity theft. MDES organized the Unemployment Insurance Integrity Taskforce to review the agency programs, processes, and procedures to prevent and detect the new type of fraud that was being experienced within the unemployment system globally. Partnerships with the United States Department of Labor, Office of Inspector General, United States Department of Homeland Security, the Mississippi Attorney General's Office, and the Mississippi Department of Public Safety were strengthened to bolster efforts to reduce fraud.

Since July 2015, MDES identified 350 fraudulent claims filed due to identity theft. Since July 2014 the agency's efforts in developing methods and tools to prevent, detect, and deter the fraudulent activity have resulted in an 85% reduction in the number of claims filed due to identity theft. Since that time, the agency has blocked over 4.7 million attempts to file fraudulent claims through data mining, data analytics, partnerships with federal and state agencies, and other proactive steps. Among the measures taken, MDES verifies customers' identity by personally speaking to all customers filing claims. Through the partnership with federal and state investigative and prosecuting agencies, individuals have been arrested and prosecuted for identity theft and other fraudulent activity arising from efforts to locate the criminals involved in stealing unemployment benefits.

Due to this partnership, MDES has reduced the number of fraudulent claims and prevented improper payments, resulting in saving an estimated \$4,461,598 to the State Trust Fund over the 12 month period ending June 2016.



Do you know someone who is working and collecting unemployment insurance benefits?

## Help Stop Unemployment Insurance Fraud



You can report it anonymously!  
**866-724-0430**  
 Find out more at [mdes.ms.gov](http://mdes.ms.gov)

**MDES** MISSISSIPPI DEPARTMENT of EMPLOYMENT SECURITY


An equal opportunity employer and program. MDES has auxiliary aids and services available upon request to those with disabilities. Those needing TTY assistance may call 800-882-2233. Funded by the U.S. Department of Labor through the Mississippi Department of Employment Security.

## The Workforce Training Funds

The Workforce Enhancement Training Fund, established in 2005, ensures that Mississippi's workforce has the funding for training to meet the demands of the global economy. In further support of workforce training, Governor Bryant signed Senate Bill (SB) 2808 (2016 session) which authorized additional funding to assist unemployed Mississippi residents. These unemployed residents will require immediate training for the new jobs created by employers, for the retention of jobs, or to create a work-ready applicant pool of Mississippians. This give them credentials and postsecondary education in accordance with the state's Workforce Investment and Opportunity Act known as WIOA.



# MDES TECHNOLOGY – STILL RAISING THE BAR



## NextJob

**NextJob – Online Job Search Training – (OJST)** MDES’ mission is “Helping Mississippians Get Jobs.” With the focus on this goal, the agency continues to seek methods of helping and encouraging Mississippians who are unemployed get back to work. OJST is another innovation by MDES that provides better information while reducing the customer burden in learning better job search skills. This online tool allows customers to learn at their own pace and without the expense of traveling to a location multiple times to accomplish the training.

To complete, the customer must select from any four of eleven topics. The topics range from building a plan to find a job, determining the most beneficial career, locating jobs that may not be easily found, and many other helpful points that will assist the unemployed person through a successful job search.

The goal of MDES’ OJST program is to increase customer engagement and preparedness while decreasing the average weeks an individual is unemployed. The focus of OJST is to target people who are likely to return to work soon, but who, with additional help, will return to work even sooner.



## Re-Employment Services and Eligibility Assessment

**Re-Employment Services and Eligibility Assessment (RESEA)** is a service provided by MDES that focuses on individuals who may exhaust their 26 weeks of unemployment benefits before they return to work. RESEA concentrates on those Mississippians re-entering the workforce in less time.





## Bank Draft

MDES has some customers who receive unemployment benefits either through customer/agency error or who take benefits illegally. As these situations are detected, overpayments are generated, and MDES makes every effort to recover these benefits.

In June 2016, MDES implemented a process where customers can use a bank draft as the vehicle to deliver repayments. This feature makes the repayment process more convenient, efficient, and secure for both the customer and MDES.



## Email Delivery to Employers

MDES has deployed email delivery of communications to tens of thousands of MDES customers. Email delivery prevents loss of mail, reduces postage cost, and allows instant communication.



## Security

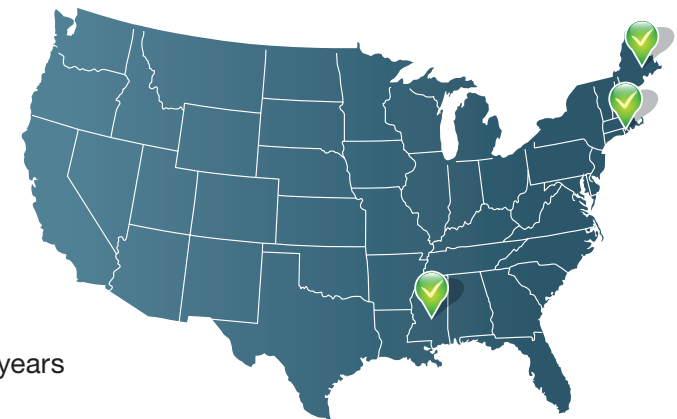
Launching many of MDES services online has made the agency a target for cybercrime. Cyber threat has increased at an alarming rate for state governments around the country. MDES has taken several steps to secure sensitive and confidential data used within our agency. Building on industry recommendations and lessons learned from attempted Cyberattack, MDES has led the way in instituting additional hardening of security.



## UI Consortium

Through the MDES *Office of Technology Support and Innovation*, MDES has created a state of the art technology system to provide our customers the choice of either utilizing self-service or working with our staff for Unemployment Insurance Services available through the agency. This work spanned the period of 2005 through 2013, with the successful implementation of the full single state development in April 2013. No other state has been able to achieve the levels of technology innovation for unemployment insurance that has been achieved by MDES.

The success of MDES in technology benchmarking has led the United States Department of Labor to fund a partnership among Mississippi, Rhode Island, and Maine, to develop a multi-tenant, cloud hosted, rules engine operated, consortium system for Unemployment Benefits and Tax. This accomplishment was based on the MDES development launched in 2013. Following several years of modernization, MDES successfully implemented the Rules engine, Multi-tenant capable, Unemployment Consortium Benefits System in June 2016.



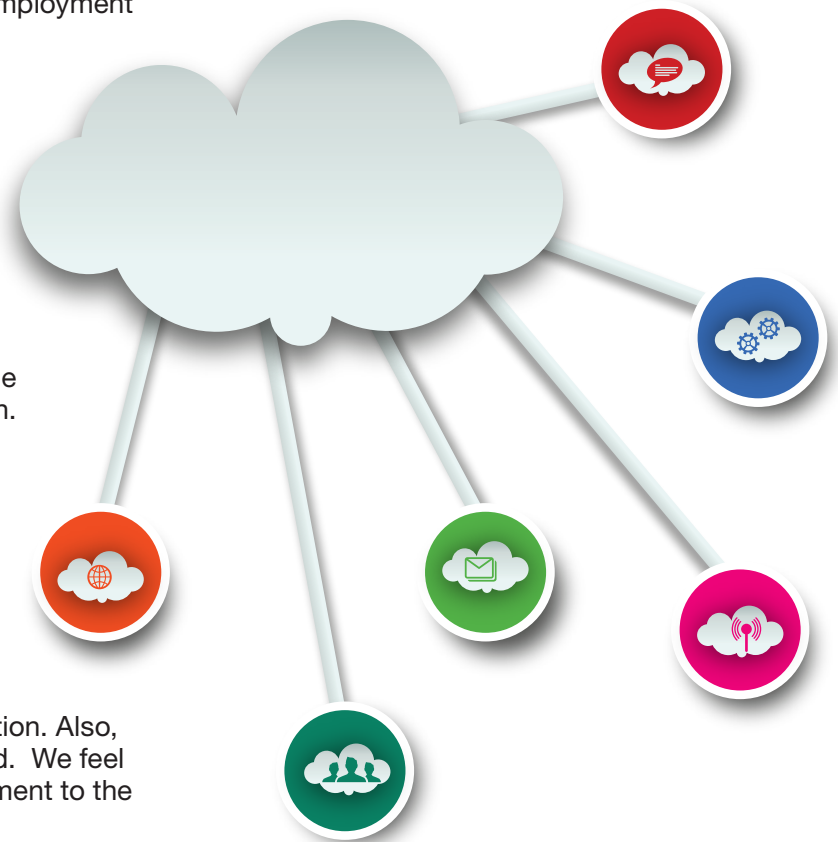
We are proud to announce the Unemployment Tax component for Mississippi will be deployed during September of 2017. The Unemployment Benefits Implementation in Rhode Island and Maine is scheduled for completion during 2017, and the end of 2018 should complete the Unemployment Tax deployment.

This work results in more efficient services to our customers at a cost less than we currently pay to support these services. Mississippi's cost reduction is expected to be 30% to 40%, with similar reductions in the partner states.

Deployment of the Mississippi Benefits System in June of 2016 has proven the multi-tenant capable, rules engine based system for Unemployment Benefits is achievable. The third of three high-level developmental goals is to develop a cloud hosting environment and deploy the system to the cloud.

Cloud hosting has been difficult to achieve due to the complexity of dealing with multiple state governments, the Internal Revenue Service, and the Social Security Administration. Each jurisdiction has laws, rules, or policies that have created challenges in the nation. Mississippi's Unemployment Insurance program is the first to achieve this level of technology, and to overcome these challenges.

The Internal Revenue Service partners with states to assist in the recovery of Unemployment Benefits that have been fraudulently obtained. States use the Social Security Administration system to identify people filing claims. Both of these agencies have specific interpretations of federal law that have created challenges with the Cloud hosting this development. Senator Thad Cochran's assistance allowed us to achieve a tentative agreement with the Internal Revenue Service to continue with our implementation. Also, a high-level agreement with the Social Security Administration has also been completed. We feel confident that this will clear the final, major obstacle and allow us to move this development to the Cloud hosted environment.



## Looking Ahead

MDES is currently working with Connecticut to prepare that state to join Mississippi, Rhode Island and Maine in operating our consortium system. More states have adopted the Mississippi system and are working on refactoring the technology for their individual state. Looking ahead, other states are expressing an interest in participating in this consortium.

Mississippi's goal is to create a consortium of seven states in order to maximize our cost reductions while minimizing the challenges of excessive membership.



# LAUNCHING WIOA IN MISSISSIPPI

Governor Bryant challenged state and local workforce system leaders to take immediate collective action to achieve the vision of a modernized workforce system in Mississippi set forth in **The Workforce Innovation and Opportunity Act (WIOA).**

On Friday, October 30, 2015, Mississippi Department of Employment Security submitted the state’s Combined Workforce Plan, making Mississippi the first state in the nation to submit the WIOA State Plan. Building on the state plan in December 2015, workforce areas started drafting their own plans. All four Mississippi local area WIOA plans were completed and approved by Governor Bryant on August 29, 2016.

The WIOA presents an extraordinary opportunity for Mississippi to create and maintain a customized workforce system. It is designed to maximize job and career options for workers while providing business and industry with a skilled talent pool from which to select job candidates that meet employer needs. The combined knowledge and input from these leaders ensure the new workforce system operates as a comprehensive, integrated workforce ecosystem. It will provide education, training, and services to job seekers, along with highly educated, trained, and skilled workers to employers.

This system will provide the framework needed to develop strong and vibrant regional economies where businesses thrive, and people want to live and work.

In a state known for getting things done, Governor Bryant’s leadership in implementing our State Plan represents yet another milestone in revitalizing Mississippi, its workforce, and its appeal to industries and business leaders.



## Going from Good To Great: Launching the WIOA in Mississippi

<b>GOAL 1.</b>	Work Together To Develop Policies That Will Coordinate Service Delivery with All WIOA Combined Plan Partners
<b>GOAL 2.</b>	Strengthen Interagency Partnerships
<b>GOAL 3.</b>	Develop Defined, Articulated Pathways across Educational Sectors (K-16+) to Create a Pipeline for the Workforce
<b>GOAL 4.</b>	Develop Cross-Program Performance Metrics
<b>GOAL 5.</b>	Continue To Invest In Integrated Technology to Meet the Unified Technology Requirements of the Workforce Investment and Opportunity Act (WIOA) and Other Federal Initiatives
<b>GOAL 6.</b>	Engage Partners to Identify Changing Industry Needs and Create the Metrics to Measure the Outcomes of the State’s Workforce Programs and Delivery Systems
<b>GOAL 7.</b>	Draft and Communicate a Unified Vision/Message

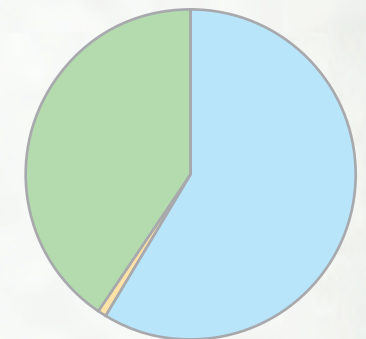
## FUNDING AND EXPENDITURES

### Total Expenditures by Program

Program	Personal Service	Travel	Contractual Service	Commodities	Capital Outlay other than equipment	Capital Outlay Equipment	Vehicles	Subsidies, Loans, and Grants	Total Expenditure
Employment Service	\$9,749,087.00	\$257,135.00	\$8,478,105.00	\$200,300.00	\$0.00	\$31,019.00	\$0.00	\$32,948,569.00	\$51,664,215.00
Labor Market Information	\$631,572.00	\$8,867.00	\$102,105.00	\$5,190.00	\$0.00	\$152.00	\$0.00	\$2,366.00	\$750,252.00
Unemployment Insurance	\$14,393,508.00	\$190,063.00	\$20,415,950.00	\$237,766.00	\$0.00	\$123,052.00	\$49,834.00	\$265,097.00	\$35,675,270.00
<b>TOTAL</b>	<b>\$24,774,167.00</b>	<b>\$456,065.00</b>	<b>\$28,996,160.00</b>	<b>\$443,256.00</b>	<b>\$0.00</b>	<b>\$154,223.00</b>	<b>\$49,834.00</b>	<b>\$33,216,032.00</b>	<b>\$88,089,737.00</b>

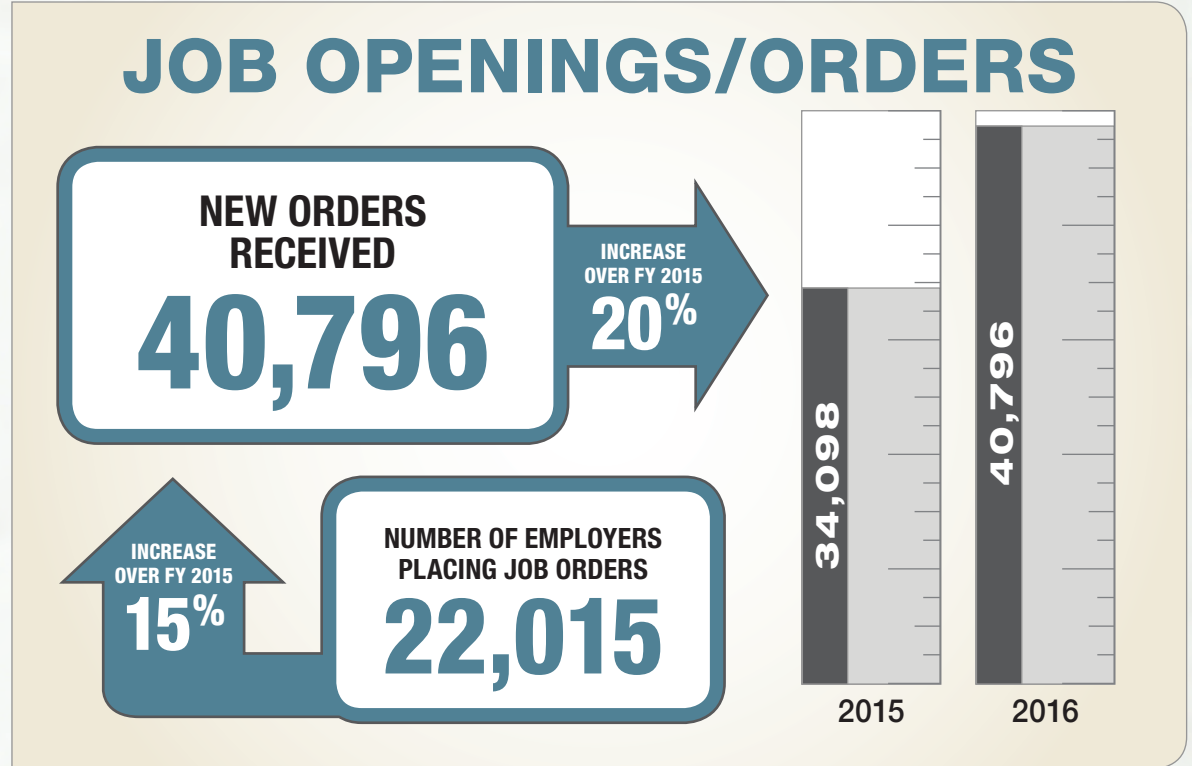
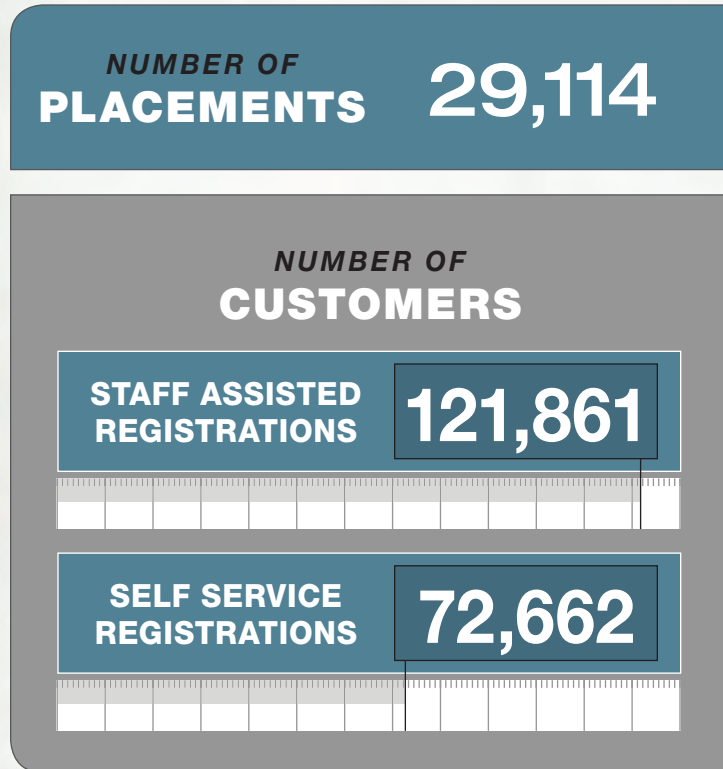
### Source of Funding by Program

Program	Federal	State	Other	Total
Employment Service	\$51,664,215.00	\$0.00	\$0.00	\$51,664,215.00
Labor Market Information	\$750,252.00	\$0.00	\$0.00	\$750,252.00
Unemployment Insurance	\$32,318,702.00	\$0.00	\$3,356,568.00	\$35,675,270.00
<b>TOTAL</b>	<b>\$84,733,169.00</b>	<b>\$0.00</b>	<b>\$3,356,568.00</b>	<b>\$88,089,737.00</b>



Total Funding by Program

# PERFORMANCE MEASURES



# WAGNER-PEYSER COMMON MEASURES

Wagner-Peyser	COMMON MEASURES		PERFORMANCE: JULY 1, 2015 - JUNE 30, 2016			
	Approved Levels	80% Negotiated	1st Qtr.	2nd Qtr.	3rd Qtr.	4th Qtr.
Entered Employment	57.5	46	64	65	66	67
Employment Retention Rate	84	67.2	85	84	83	83
Average Earnings	10,250	8,200	10,087	10,142	10,233	10,194

### KEY FOR THE TABLE ABOVE

Gold indicates at or above negotiated	Green indicates within 80% of negotiated	Blue indicates less than 80% of negotiated
---------------------------------------	--	--

# WORKFORCE INVESTMENT ACT (WIA) QUARTERLY REPORTS

## OVERALL STATE AT A GLANCE

### Adult

WIA Common Measures	Negotiated	80%	1st Qtr.	2nd Qtr.	3rd Qtr.	4th Qtr.	Cumulative 4-Qtr.
Entered Employment	75.0%	60.0%	82.0%	79.6%	83.2%	79.5%	82.7%
Employment Retention Rate	86.0%	68.8%	91.1%	92.9%	95.9%	90.1%	93.2%
Average Earnings (Six-Month)	\$12,372.00	\$9,897.0	\$13,837.9	\$13,426.6	\$14,866.1	\$13,340.5	\$14,080.6

### Dislocated Worker

WIA Common Measures	Negotiated	80%	1st Qtr.	2nd Qtr.	3rd Qtr.	4th Qtr.	Cumulative 4-Qtr.
Entered Employment	64.8%	51.8%	71.1%	69.7%	75.3%	80.0%	75.6%
Employment Retention Rate	83.5%	66.8%	86.0%	90.0%	91.1%	88.1%	90.0%
Average Earnings (Six-Month)	\$13,310	\$10,648.0	\$11,814.5	\$11,612.2	\$13,738.0	\$13,843.4	\$13,207.6

### Youth

WIA Common Measures	Negotiated	80%	1st Qtr.	2nd Qtr.	3rd Qtr.	4th Qtr.	Cumulative 4-Qtr.
Placement in Employment or Education	78.1%	62.4%	73.4%	76.5%	77.4%	44.5%	73.3%
Attainment of Degree or Certification	94.7%	75.7%	95.7%	81.5%	97.8%	85.1%	96.4%
Literacy or Numeracy Gains	80.0%	64.0%	81.9%	87.4%	77.2%	51.9%	82.8%

#### KEY FOR THE TABLE ABOVE

Gold indicates at or above negotiated	Green indicates within 80% of negotiated	Blue indicates less than 80% of negotiated
---------------------------------------	--	--

# WIA COMMON MEASURES DEFINITIONS

## **Adult – Entered Employment Rate**

Of those who are not employed at the date of participation: # of adult participants who are employed in the first quarter after the exit quarter / # of adult participants who exit during the quarter

## **Adult – Employment Retention Rate**

Of those who are employed in the first quarter after the exit quarter: # of adult participants who are employed in both the second and third quarters after the exit quarter / # of adult participants who exit during the quarter

## **Adult – Average Earnings (Six-Month)**

Of those adult participants who are employed in the first, second, and third quarters after the exit quarter: Total earnings in the second plus the total earnings in the third quarters after the exit quarter / # of adult participants who exit during the quarter

## **Dislocated Worker – Entered Employment Rate**

Of those who are not employed at the date of participation: # of dislocated worker participants who are employed in the first quarter after the exit quarter / # of dislocated worker participants who exit during the quarter

## **Dislocated Worker – Employment Retention Rate**

Of those who are employed in the first quarter after the exit quarter: # of dislocated worker participants who are employed in both the second and third quarters after the exit quarter / # of dislocated worker participants who exit during the quarter

## **Dislocated Worker – Average Earnings (Six-Month)**

Of those dislocated worker participants who are employed in the first, second, and third quarters after the exit quarter: Total earnings in the second plus the total earnings in the third quarters after the exit quarter / # of dislocated worker participants who exit during the quarter

## **Youth Placed in Employment or Education**

Of those who are not in post-secondary education or employment (including the military) at the date of participation: # of youth participants who are in employment (including the military) or enrolled in post-secondary education and/or advanced training/occupational skills training in the first quarter after the exit quarter / # of youth participants who exit during the quarter

## **Youth Who Attained a Degree or Certificate**

Of those enrolled in education (at the date of participation or at any point during the program): # of youth participants who attain a diploma, GED, or certificate by the end of the third quarter after the exit quarter / # of youth participants who exit during the quarter

## **Youth with Literacy and Numeracy Gains**

Of those out-of-school youth who are basic skills deficient: # of youth participants who increase one or more educational functioning levels / # of youth participants who have completed a year in the program (i.e., one year from the date of first youth program service) plus the # of youth participants who exit before completing a year in the youth program

# UNEMPLOYMENT INSURANCE

## Core Measures

UI Core Measures	DOL Acceptable Level of Performance	MDES Performance Qtr ending 9/2015	MDES Performance Qtr ending 12/2015	MDES Performance Qtr ending 3/2016	MDES Performance Qtr ending 6/2016
First Payment Promptness	87%	73.4%	83.7%	86.8%	81.9%
Nonmonetary Determinations Time Lapse	80%	60.7%	88.1%	93.0%	81.6%
Nonmonetary Separation Quality	75%	63.3%	62.1%	50.0%	62.1%
Nonmonetary Nonseparation Quality	75%	61.5%	46.7%	40.7%	100.0%
New Employer Status Determination Time Lapse	70%	86.3%	83.2%	80.8%	90.8%
Lower Authority Appeals Quality	80%	89.5%	95.0%	95.0%	100.0%
Average Age of Pending Lower Authority Appeals	<30 days	10.4	28.6	30.8	21.9
Average Age of Pending Higher Authority Appeals	<40days	16.2	19.1	3.0	16.4

## Unemployment Insurance Performs Core Measures

### BENEFITS MEASURES

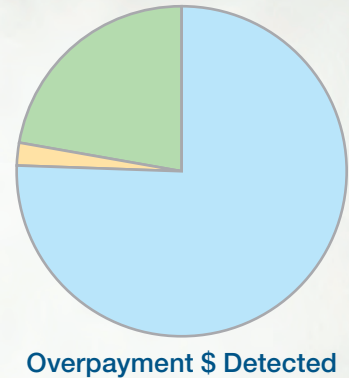
### Acceptable Levels of Performance

<p><b>First Payment Promptness:</b> % of all 1st payments made within 14/21 days after the week ending date of the first compensable week in the benefit year (excludes Workshare, episodic claims such as DUA, and retroactive payments for a compensable waiting period).</p>	>87%
<p><b>Nonmonetary Determination Time Lapse:</b> % of Nonmonetary Determinations (Separations and Nonseparations) made within 21 days of the date of detection of any nonmonetary issue that had the potential to affect the claimant's benefit rights.</p>	>80%
<p><b>Nonmonetary Determination Quality - Nonseparations:</b> % of Nonseparation Determinations with Quality Scores equal to or greater than 95 points, based on the evaluation results of quarterly samples selected from the universe of nonseparation determinations.</p>	>75%
<p><b>Nonmonetary Determination Quality - Separations:</b> % of Separation Determinations with Quality Scores equal to or greater than 95 points, based on the evaluation results of quarterly samples selected from the universe of separation determinations.</p>	>75%



### Fraud Prevention

Methods of Detection	#Cases Detected	Overpayment \$ Detected
Wage Crossmatch	6,173	\$3,743,037.00
Interstate Benefits Crossmatch	119	\$ 102,948.00
National & State Directory of New Hire	3,326	\$1,096,430.00
<b>TOTAL</b>	<b>9,618</b>	<b>\$4,942,415.00</b>



### Unemployment Insurance Activities

<b># Employers Paying UI Tax</b>	<b>54,029</b>
UI Tax Collected	\$177,615,186.61
Trust Fund Balance	\$633,089,068.16
Transfer to WET Fund	\$24,668,926.10
<b>Regular Claims</b>	<b>97,734</b>
Regular Benefits Paid	\$97,656,593.00

### OVERPAYMENT MEASURE

### Acceptable Levels of Performance

<p><b>Detection of Overpayments:</b>                      % of detectable, recoverable overpayments estimated by the Benefit Accuracy Measurement survey that were established for recovery.</p>	<p>≥50% and &lt;95% of detectable/recoverable overpayments are established for recovery</p>
--	---

## APPEALS MEASURES

## Acceptable Levels of Performance

<p><b>Average Age of Pending Lower Authority Appeals:</b> The sum of the ages, in days from filing, of all pending Lower Authority Appeals divided by the number of Lower Authority Appeals.</p>	<30 Days
<p><b>Average Age of Pending Higher Authority Appeals:</b> The sum of the ages, in days from filing, of all pending Higher Authority Appeals divided by the number of Higher Authority Appeals.</p>	<40 Days
<p><b>Lower Authority Appeals Quality:</b> % of Lower Authority Appeals with Quality Scores equal to or greater than 85% of potential points, based on the evaluation results of quarterly samples selected from the universe of lower authority benefit appeal hearings.</p>	>80%

## TAX MEASURES

## Acceptable Levels of Performance

<p><b>New Employer Status Determinations Time Lapse:</b> % of New Employer Status Determinations made within 90 days of the last day in the quarter in which the business became liable.</p>	>70%
<p><b>Tax Quality:</b> Tax Performance System (TPS) assessment of the accuracy and completeness of the tax program determined by scoring, on a pass/fail basis, samples of the 13 tax functions.</p>	No more than 3 tax functions failing TPS in any year
	No single tax function failing for 3 consecutive years

## REEMPLOYMENT MEASURE

## Acceptable Levels of Performance

<p><b>Facilitate Reemployment:</b> % of UI claimants who are reemployed within the quarter following the quarter in which they received their first UI payment.</p>	>57.94%
---	---------

\* Mississippi's Acceptable Level of Performance >57.94% for Calendar Year 2014.

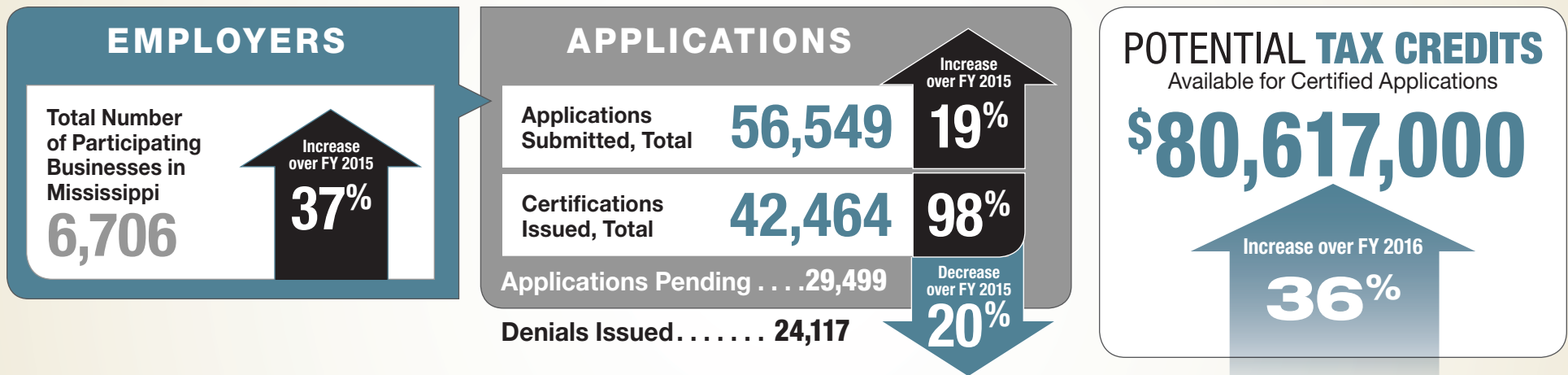
Note: This is based on the percentage of UI claimants who received a first payment in a calendar quarter who are reemployed in the subsequent quarter.

SECRETARY STANDARDS IN REGULATION

Performance Criteria

<p><b>First Payment Promptness:</b> % of Intrastate UI 1st Payments (full weeks only) made within 14/21 days after the week ending date of the first compensable week in the benefit year.</p>	>87%
<p><b>First Payment Promptness:</b> % of Intrastate UI 1st Payments (full weeks only) made within 35 days after the week ending date of the first compensable week in the benefit year.</p>	>93%
<p><b>First Payment Promptness:</b> % of Interstate UI 1st Payments (full weeks only) made within 14/21 days after the week ending date of the first compensable week in the benefit year.</p>	>70%
<p><b>First Payment Promptness:</b> % of Interstate UI 1st Payments (full weeks only) made within 35 days after the week ending date of the first compensable week in the benefit year.</p>	>78%
<p><b>Lower Authority Appeals:</b> % of Lower Authority Appeals decided within 30 days of filing.</p>	>60%
<p>% of Lower Authority Appeals decided within 45 days of filing.</p>	>80%

**WORK OPPORTUNITY TAX CREDIT** FY 2016 Statistical Report for July 1, 2015 - June 30, 2016



# INDIVIDUAL TRAINING ACCOUNTS SUMMARY

Provider Name	Course/Major Description	Total Participants Trained	Total Budgeted Amount	Total Amount per Provider	Cost per Participants
Access Training Incorporated	Health Related Occupations	2	\$5,000.00	\$5,000.00	\$2,500.00
Ace Training Center, Inc.	Truck Driving	103	\$366,950.00	\$366,950.00	\$3,562.62
Alcorn State University School of Nursing	Health Related Occupations	9	\$25,700.00	\$25,700.00	\$2,855.56
Bevill State Community College	Health Related Occupations	5	\$6,750.00	\$6,750.00	\$1,350.00
Coahoma Community College	Business Occupations	1	\$1,719.88	\$40,956.73	\$1,462.74
	Health Related Occupations	27	\$39,236.85		
Compusystems, Incorporated	Health Related Occupations	10	\$10,000.00	\$10,000.00	\$1,000.00
Copiah-Lincoln Community College	Business Occupations	1	\$1,727.50	\$84,549.52	\$1,838.03
	Health Related Occupations	27	\$29,477.16		
	Production Machine Occ.	1	\$1,191.11		
	Truck Driving	15	\$50,163.75		
	Welding Occupations	2	\$1,990.00		
Corinth Academy of Cosmetology	Cosmetology/Barbering	1	\$968.00	\$968.00	\$968.00
Creations CNA Training School	Health Related Occupations	4	\$5,200.00	\$5,200.00	\$1,300.00
Creative Cosmetology University of America	Cosmetology/Barbering	2	\$3,000.00	\$3,000.00	\$1,500.00
CRW Truck Driving Training School	Truck Driving	21	\$70,500.00	\$70,500.00	\$3,357.14

Provider Name	Course/Major Description	Total Participants Trained	Total Budgeted Amount	Total Amount per Provider	Cost per Participants
Delta State University	Academic Classes	180	\$352,184.05	\$551,310.57	\$1,968.97
	Business Occupations	29	\$48,212.04		
	Computer Occupations	11	\$14,014.72		
	Forestry/Park Management	1	\$128.50		
	Health Related Occupations	54	\$120,853.71		
	Service Occupations	5	\$15,917.55		
DSD, Inc. DBA United Truck Driving School	Truck Driving	11	\$28,600.00	\$28,600.00	\$2,600.00
East Central Community College	Building & Construction Trades	1	\$1,250.00	\$58,561.51	\$1,394.32
	Health Related Occupations	20	\$18,546.51		
	Manufacturing	5	\$465.00		
	Truck Driving	15	\$37,500.00		
	Welding Occupations	1	\$800.00		
East Mississippi Community College	Building & Construction Trades	1	\$3,000.00	\$47,255.45	\$926.58
	Health Related Occupations	21	\$20,890.00		
	Manufacturing	18	\$11,758.00		
	Truck Driving	4	\$5,207.45		
	Welding Occupations	7	\$6,400.00		

Provider Name	Course/Major Description	Total Participants Trained	Total Budgeted Amount	Total Amount per Provider	Cost per Participants
Hinds Community College	Business Occupations	1	\$856.75	\$147,243.54	\$1,269.34
	Electrical Occupations	1	\$1,478.23		
	Health Related Occupations	19	\$39,357.51		
	Maintenance Occupations	1	\$1,517.00		
	Miscellaneous Occupations	91	\$98,274.05		
	Service Occupations	1	\$2,000.00		
	Welding Occupations	2	\$3,760.00		
Holmes Community College	Business Occupations	1	\$1,619.00	\$54,985.61	\$1,896.06
	Electrical Occupations	5	\$5,000.00		
	Funeral Services	1	\$2,909.91		
	Health Related Occupations	21	\$44,226.70		
	Welding Occupations	1	\$1,230.00		
Itawamba Community College	Academic Classes	1	\$889.00	\$97,094.77	\$961.33
	Automotive Occupations	2	\$700.00		
	Computer Occupations	1	\$1,500.00		
	Health Related Occupations	82	\$57,505.77		
	Truck Driving	15	\$36,500.00		

Provider Name	Course/Major Description	Total Participants Trained	Total Budgeted Amount	Total Amount per Provider	Cost per Participants
Jones County Junior College	Building & Construction Trades	1	\$714.00	\$98,012.45	\$2,882.72
	Electrical Occupations	1	\$3,000.00		
	Health Related Occupations	20	\$68,045.95		
	Maintenance Occupations	1	\$1,429.00		
	Miscellaneous Occupations	6	\$18,306.00		
	Truck Driving	4	\$6,167.50		
	Welding Occupations	1	\$350.00		
Medical 2 Inc	Health Related Occupations	2	\$1,960.00	\$1,960.00	\$980.00
Meridian Community College	Health Related Occupations	52	\$121,200.21	\$178,588.91	\$2,289.60
	Maintenance Occupations	1	\$3,000.00		
	Service Occupations	1	\$1,000.00		
	Truck Driving	22	\$50,218.70		
	Welding Occupations	2	\$3,170.00		
Midwest Technical Institute dba Delta Technical College	Maintenance Occupations	2	\$4,000.00	\$6,500.00	\$2,166.67
	Truck Driving	1	\$2,500.00		
Mississippi Delta Community College	Health Related Occupations	68	\$158,930.51	\$158,930.51	\$2,337.21

Provider Name	Course/Major Description	Total Participants Trained	Total Budgeted Amount	Total Amount per Provider	Cost per Participants
Mississippi Gulf Coast Community College	Academic Classes	7	\$26,405.85	\$279,608.10	\$2,768.40
	Automotive Occupations	2	\$5,309.00		
	Building & Construction Trades	2	\$2,879.00		
	Business Occupations	8	\$15,651.85		
	Computer Occupations	2	\$5,097.20		
	Health Related Occupations	76	\$213,511.25		
	Maintenance Occupations	2	\$3,767.95		
	Service Occupations	2	\$6,986.00		
Mississippi University for Women	Health Related Occupations	3	\$3,454.00	\$3,454.00	\$1,151.33
Mississippi Valley State University	Academic Classes	37	\$90,463.75	\$110,021.75	\$2,558.65
	Business Occupations	5	\$17,558.00		
	Computer Occupations	1	\$2,000.00		
Northeast Mississippi Community College	Academic Classes	2	\$1,225.00	\$65,389.40	\$990.75
	Health Related Occupations	64	\$64,164.40		
Northwest Mississippi Community College	Business Occupations	8	\$12,000.68	\$126,050.44	\$1,750.70
	Health Related Occupations	57	\$106,935.76		
	Service Occupations	1	\$1,624.00		
	Truck Driving	6	\$5,490.00		



Provider Name	Course/Major Description	Total Participants Trained	Total Budgeted Amount	Total Amount per Provider	Cost per Participants
Pearl River Community College	Building & Construction Trades	2	\$600.00	\$225,888.30	\$2,566.91
	Electrical Occupations	1	\$4,657.18		
	Health Related Occupations	67	\$196,853.12		
	Truck Driving	10	\$18,128.00		
	Welding Occupations	8	\$5,650.00		
Phillips Community College UA-Helena Campus	Health Related Occupations	6	\$12,076.46	\$12,076.46	\$2,012.74
SouthEastern Career Training Centers, Inc.	Truck Driving	19	\$62,600.00	\$62,600.00	\$3,294.74
Southwest Mississippi Community College	Business Occupations	1	\$60.00	\$50,431.05	\$1,939.66
	Health Related Occupations	24	\$47,361.55		
	Truck Driving	1	\$3,009.50		
Stepping Stones Career and Community Center	Health Related Occupations	3	\$2,860.00	\$2,860.00	\$953.33
Truck Driver Institute, Inc.	Truck Driving	41	\$138,500.00	\$138,500.00	\$3,378.05
University of Mississippi	Academic Classes	14	\$19,456.80	\$19,456.80	\$1,389.77
University of Southern Mississippi	Health Related Occupations	1	\$1,621.36	\$48,770.23	\$3,483.59
	Service Occupations	13	\$47,148.87		
<b>TOTAL</b>		<b>1542</b>	<b>\$3,193,724.10</b>	<b>\$3,193,724.10</b>	<b>\$2,071.16</b>

# LOCAL WORKFORCE INVESTMENT AREAS INDIVIDUAL TRAINING ACCOUNTS

## All Local Workforce Investment Areas

Local Area	Provider Name	Course Major	# of Participants	Total Amount
Delta	Ace Training Center, Inc.	Truck Driving	39	\$140,400.00
Delta	Alcorn State University School of Nursing	Health Related Occupations	1	\$3,700.00
Delta	Coahoma Community College	Business Occupations	1	\$1,719.88
Delta	Coahoma Community College	Health Related Occupations	26	\$38,001.85
Delta	Compusystems, Incorporated	Health Related Occupations	10	\$10,000.00
Delta	CRW Truck Driving Training School	Truck Driving	7	\$22,500.00
Delta	Delta State University	Academic Classes	177	\$348,391.08
Delta	Delta State University	Business Occupations	28	\$47,508.04
Delta	Delta State University	Computer Occupations	11	\$14,014.72
Delta	Delta State University	Forestry/Park Management	1	\$128.50
Delta	Delta State University	Health Related Occupations	53	\$119,853.71
Delta	Delta State University	Service Occupations	5	\$15,917.55
Delta	DSD, Inc. DBA United Truck Driving School	Truck Driving	1	\$3,600.00
Delta	Hinds Community College	Health Related Occupations	2	\$7,100.95
Delta	Holmes Community College	Electrical Occupations	3	\$3,000.00
Delta	Holmes Community College	Health Related Occupations	12	\$29,191.74
Delta	Holmes Community College	Welding Occupations	1	\$1,230.00
Delta	Mississippi Delta Community College	Health Related Occupations	68	\$158,930.51

## All Local Workforce Investment Areas

Local Area	Provider Name	Course Major	# of Participants	Total Amount
Delta	Mississippi Valley State University	Academic Classes	36	\$88,963.75
Delta	Mississippi Valley State University	Business Occupations	5	\$17,558.00
Delta	Mississippi Valley State University	Computer Occupations	1	\$2,000.00
Delta	Northwest Mississippi Community College	Business Occupations	6	\$9,800.68
Delta	Northwest Mississippi Community College	Health Related Occupations	24	\$44,233.82
Delta	Northwest Mississippi Community College	Service Occupations	1	\$1,624.00
Delta	Northwest Mississippi Community College	Truck Driving	1	\$880.00
Delta	Phillips Community College UA-Helena Campus	Health Related Occupations	6	\$12,076.46
Delta	Truck Driver Institute, Inc.	Truck Driving	5	\$18,000.00
Delta	University of Mississippi	Academic Classes	1	\$3,981.80
Mississippi Partnership	Bevill State Community College	Health Related Occupations	5	\$6,750.00
Mississippi Partnership	Coahoma Community College	Health Related Occupations	1	\$1,235.00
Mississippi Partnership	Corinth Academy of Cosmetology	Cosmetology/Barbering	1	\$968.00
Mississippi Partnership	Creations CNA Training School	Health Related Occupations	4	\$5,200.00
Mississippi Partnership	Creative Cosmetology University of America	Cosmetology/Barbering	2	\$3,000.00
Mississippi Partnership	CRW Truck Driving Training School	Truck Driving	2	\$5,000.00
Mississippi Partnership	Delta State University	Academic Classes	3	\$3,792.97
Mississippi Partnership	Delta State University	Business Occupations	1	\$704.00
Mississippi Partnership	Delta State University	Health Related Occupations	1	\$1,000.00
Mississippi Partnership	DSD, Inc. DBA United Truck Driving School	Truck Driving	10	\$25,000.00

## All Local Workforce Investment Areas

Local Area	Provider Name	Course Major	# of Participants	Total Amount
Mississippi Partnership	East Central Community College	Health Related Occupations	16	\$11,586.51
Mississippi Partnership	East Central Community College	Manufacturing	5	\$465.00
Mississippi Partnership	East Central Community College	Truck Driving	1	\$2,500.00
Mississippi Partnership	East Mississippi Community College	Building & Construction Trades	1	\$3,000.00
Mississippi Partnership	East Mississippi Community College	Health Related Occupations	21	\$20,890.00
Mississippi Partnership	East Mississippi Community College	Manufacturing	18	\$11,758.00
Mississippi Partnership	East Mississippi Community College	Truck Driving	4	\$5,207.45
Mississippi Partnership	East Mississippi Community College	Welding Occupations	7	\$6,400.00
Mississippi Partnership	Holmes Community College	Electrical Occupations	2	\$2,000.00
Mississippi Partnership	Holmes Community College	Health Related Occupations	7	\$10,710.96
Mississippi Partnership	Itawamba Community College	Academic Classes	1	\$889.00
Mississippi Partnership	Itawamba Community College	Automotive Occupations	2	\$700.00
Mississippi Partnership	Itawamba Community College	Computer Occupations	1	\$1,500.00
Mississippi Partnership	Itawamba Community College	Health Related Occupations	82	\$57,505.77
Mississippi Partnership	Itawamba Community College	Truck Driving	15	\$36,500.00
Mississippi Partnership	Medical 2 Inc	Health Related Occupations	2	\$1,960.00
Mississippi Partnership	Meridian Community College	Health Related Occupations	5	\$10,613.31
Mississippi Partnership	Midwest Technical Institute dba Delta Technical College	Maintenance Occupations	2	\$4,000.00
Mississippi Partnership	Midwest Technical Institute dba Delta Technical College	Truck Driving	1	\$2,500.00

## All Local Workforce Investment Areas

Local Area	Provider Name	Course Major	# of Participants	Total Amount
Mississippi Partnership	Mississippi Gulf Coast Community College	Academic Classes	1	\$2,500.00
Mississippi Partnership	Mississippi University for Women	Health Related Occupations	3	\$3,454.00
Mississippi Partnership	Mississippi Valley State University	Academic Classes	1	\$1,500.00
Mississippi Partnership	Northeast Mississippi Community College	Academic Classes	2	\$1,225.00
Mississippi Partnership	Northeast Mississippi Community College	Health Related Occupations	63	\$62,791.93
Mississippi Partnership	Northwest Mississippi Community College	Business Occupations	2	\$2,200.00
Mississippi Partnership	Northwest Mississippi Community College	Health Related Occupations	33	\$62,701.94
Mississippi Partnership	Northwest Mississippi Community College	Truck Driving	5	\$4,610.00
Mississippi Partnership	SouthEastern Career Training Centers, Inc.	Truck Driving	5	\$12,500.00
Mississippi Partnership	Stepping Stones Career and Community Center	Health Related Occupations	3	\$2,860.00
Mississippi Partnership	Truck Driver Institute, Inc.	Truck Driving	4	\$8,300.00
Mississippi Partnership	University of Mississippi	Academic Classes	13	\$15,475.00
Southcentral Miss. Works	Access Training Incorporated	Health Related Occupations	2	\$5,000.00
Southcentral Miss. Works	Ace Training Center, Inc.	Truck Driving	59	\$211,300.00
Southcentral Miss. Works	Alcorn State University School of Nursing	Health Related Occupations	8	\$22,000.00
Southcentral Miss. Works	Copiah-Lincoln Community College	Business Occupations	1	\$1,727.50
Southcentral Miss. Works	Copiah-Lincoln Community College	Health Related Occupations	27	\$29,477.16
Southcentral Miss. Works	Copiah-Lincoln Community College	Production Machine Occ.	1	\$1,191.11
Southcentral Miss. Works	Copiah-Lincoln Community College	Truck Driving	15	\$50,163.75
Southcentral Miss. Works	Copiah-Lincoln Community College	Welding Occupations	2	\$1,990.00

## All Local Workforce Investment Areas

Local Area	Provider Name	Course Major	# of Participants	Total Amount
Southcentral Miss. Works	CRW Truck Driving Training School	Truck Driving	10	\$36,000.00
Southcentral Miss. Works	Hinds Community College	Business Occupations	1	\$856.75
Southcentral Miss. Works	Hinds Community College	Electrical Occupations	1	\$1,478.23
Southcentral Miss. Works	Hinds Community College	Health Related Occupations	17	\$32,256.56
Southcentral Miss. Works	Hinds Community College	Maintenance Occupations	1	\$1,517.00
Southcentral Miss. Works	Hinds Community College	Miscellaneous Occupations	91	\$98,274.05
Southcentral Miss. Works	Hinds Community College	Service Occupations	1	\$2,000.00
Southcentral Miss. Works	Hinds Community College	Welding Occupations	2	\$3,760.00
Southcentral Miss. Works	Holmes Community College	Business Occupations	1	\$1,619.00
Southcentral Miss. Works	Holmes Community College	Funeral Services	1	\$2,909.91
Southcentral Miss. Works	Holmes Community College	Health Related Occupations	2	\$4,324.00
Southcentral Miss. Works	Jones County Junior College	Health Related Occupations	1	\$2,793.00
Southcentral Miss. Works	Meridian Community College	Health Related Occupations	1	\$1,514.00
Southcentral Miss. Works	Northeast Mississippi Community College	Health Related Occupations	1	\$1,372.47
Southcentral Miss. Works	SouthEastern Career Training Centers, Inc.	Truck Driving	11	\$39,600.00
Southcentral Miss. Works	Southwest Mississippi Community College	Business Occupations	1	\$60.00
Southcentral Miss. Works	Southwest Mississippi Community College	Health Related Occupations	24	\$47,361.55
Southcentral Miss. Works	Southwest Mississippi Community College	Truck Driving	1	\$3,009.50
Southcentral Miss. Works	Truck Driver Institute, Inc.	Truck Driving	2	\$7,200.00
Southcentral Miss. Works	University of Southern Mississippi	Health Related Occupations	1	\$1,621.36

## All Local Workforce Investment Areas

Local Area	Provider Name	Course Major	# of Participants	Total Amount
Southcentral Miss. Works	University of Southern Mississippi	Service Occupations	1	\$2,500.00
Twin Districts	Ace Training Center, Inc.	Truck Driving	5	\$15,250.00
Twin Districts	CRW Truck Driving Training School	Truck Driving	2	\$7,000.00
Twin Districts	East Central Community College	Building & Construction Trades	1	\$1,250.00
Twin Districts	East Central Community College	Health Related Occupations	4	\$6,960.00
Twin Districts	East Central Community College	Truck Driving	14	\$35,000.00
Twin Districts	East Central Community College	Welding Occupations	1	\$800.00
Twin Districts	Jones County Junior College	Building & Construction Trades	1	\$714.00
Twin Districts	Jones County Junior College	Electrical Occupations	1	\$3,000.00
Twin Districts	Jones County Junior College	Health Related Occupations	19	\$65,252.95
Twin Districts	Jones County Junior College	Maintenance Occupations	1	\$1,429.00
Twin Districts	Jones County Junior College	Miscellaneous Occupations	6	\$18,306.00
Twin Districts	Jones County Junior College	Truck Driving	4	\$6,167.50
Twin Districts	Jones County Junior College	Welding Occupations	1	\$350.00
Twin Districts	Meridian Community College	Health Related Occupations	46	\$109,072.90
Twin Districts	Meridian Community College	Maintenance Occupations	1	\$3,000.00
Twin Districts	Meridian Community College	Service Occupations	1	\$1,000.00
Twin Districts	Meridian Community College	Truck Driving	22	\$50,218.70
Twin Districts	Meridian Community College	Welding Occupations	2	\$3,170.00
Twin Districts	Mississippi Gulf Coast Community College	Academic Classes	6	\$23,905.85

## All Local Workforce Investment Areas

Local Area	Provider Name	Course Major	# of Participants	Total Amount
Twin Districts	Mississippi Gulf Coast Community College	Automotive Occupations	2	\$5,309.00
Twin Districts	Mississippi Gulf Coast Community College	Building & Construction Trades	2	\$2,879.00
Twin Districts	Mississippi Gulf Coast Community College	Business Occupations	8	\$15,651.85
Twin Districts	Mississippi Gulf Coast Community College	Computer Occupations	2	\$5,097.20
Twin Districts	Mississippi Gulf Coast Community College	Health Related Occupations	76	\$213,511.25
Twin Districts	Mississippi Gulf Coast Community College	Maintenance Occupations	2	\$3,767.95
Twin Districts	Mississippi Gulf Coast Community College	Service Occupations	2	\$6,986.00
Twin Districts	Pearl River Community College	Building & Construction Trades	2	\$600.00
Twin Districts	Pearl River Community College	Electrical Occupations	1	\$4,657.18
Twin Districts	Pearl River Community College	Health Related Occupations	67	\$196,853.12
Twin Districts	Pearl River Community College	Truck Driving	10	\$18,128.00
Twin Districts	Pearl River Community College	Welding Occupations	8	\$5,650.00
Twin Districts	SouthEastern Career Training Centers, Inc.	Truck Driving	3	\$10,500.00
Twin Districts	Truck Driver Institute, Inc.	Truck Driving	30	\$105,000.00
Twin Districts	University of Southern Mississippi	Service Occupations	12	\$44,648.87
<b>TOTAL</b>			<b>1542</b>	<b>\$3,193,724.10</b>



# LOCAL WORKFORCE INVESTMENT AREAS INDIVIDUAL TRAINING ACCOUNTS

## Delta Individual Training Accounts

Provider Name	Course/Major	Total Participants Trained	Total Budgeted Amount	Total Amount Per Provider	Cost per Participants
Ace Training Center, Inc.	Truck Driving	39	\$140,400.00	\$140,400.00	\$3,600.00
Alcorn State University School of Nursing	Health Related Occupations	1	\$3,700.00	\$3,700.00	\$3,700.00
Coahoma Community College	Business Occupations	1	\$1,719.88	\$39,721.73	\$1,471.18
	Health Related Occupations	26	\$38,001.85		
Compusystems, Incorporated	Health Related Occupations	10	\$10,000.00	\$10,000.00	\$1,000.00
CRW Truck Driving Training School	Truck Driving	7	\$22,500.00	\$22,500.00	\$3,214.29
Delta State University	Academic Classes	177	\$348,391.08	545813.6	\$1,984.78
	Business Occupations	28	\$47,508.04		
	Computer Occupations	11	\$14,014.72		
	Forestry/Park Management	1	\$128.50		
	Health Related Occupations	53	\$119,853.71		
	Service Occupations	5	\$15,917.55		
DSD, Inc. DBA United Truck Driving School	Truck Driving	1	\$3,600.00	\$3,600.00	\$3,600.00
Hinds Community College	Health Related Occupations	2	\$7,100.95	\$40,522.69	\$2,251.26
	Electrical Occupations	3	\$3,000.00		
	Health Related Occupations	12	\$29,191.74		
	Welding Occupations	1	\$1,230.00		
Mississippi Delta Community College	Health Related Occupations	68	\$158,930.51	\$158,930.51	\$2,337.21
Mississippi Valley State University	Academic Classes	36	\$88,963.75	\$108,521.75	\$2,583.85
	Business Occupations	5	\$17,558.00		
	Computer Occupations	1	\$2,000.00		

### Delta Individual Training Accounts

Provider Name	Course/Major	Total Participants Trained	Total Budgeted Amount	Total Amount Per Provider	Cost per Participants
Northwest Mississippi Community College	Business Occupations	6	\$9,800.68	\$56,538.50	\$1,766.83
	Health Related Occupations	24	\$44,233.82		
	Service Occupations	1	\$1,624.00		
	Truck Driving	1	\$880.00		
Phillips Community College UA-Helena Campus	Health Related Occupations	6	\$12,076.46	\$12,076.46	\$2,012.74
Truck Driver Institute, Inc.	Truck Driving	5	\$18,000.00	\$18,000.00	\$3,600.00
University of Mississippi	Academic Classes	1	\$3,981.80	\$3,981.80	\$3,981.80
<b>TOTAL</b>		<b>532</b>	<b>\$1,164,307.04</b>	<b>\$1,164,307.04</b>	<b>\$2,188.55</b>

### Mississippi Partnership Individual Training Accounts

Provider Name	Course/Major Description	Total Participants Trained	Total Budgeted Amount	Total Amount Per Provider	Cost per Participants
Bevill State Community College	Health Related Occupations	5	\$6,750.00	\$6,750.00	\$1,350.00
Coahoma Community College	Health Related Occupations	1	\$1,235.00	\$1,235.00	\$1,235.00
Corinth Academy of Cosmetology	Cosmetology/Barbering	1	\$968.00	\$968.00	\$968.00
Creations CNA Training School	Health Related Occupations	4	\$5,200.00	\$5,200.00	\$1,300.00
Creative Cosmetology University of America	Cosmetology/Barbering	2	\$3,000.00	\$3,000.00	\$1,500.00
CRW Truck Driving Training School	Truck Driving	2	\$5,000.00	\$5,000.00	\$2,500.00
Delta State University	Academic Classes	3	\$3,792.97	\$5,496.97	\$1,099.39
	Business Occupations	1	\$704.00		
	Health Related Occupations	1	\$1,000.00		

### Mississippi Partnership Individual Training Accounts

Provider Name	Course/Major Description	Total Participants Trained	Total Budgeted Amount	Total Amount Per Provider	Cost per Participants
DSD, Inc. DBA United Truck Driving School	Truck Driving	10	\$25,000.00	\$25,000.00	\$2,500.00
East Central Community College	Health Related Occupations	16	\$11,586.51	\$14,551.51	\$661.43
	Manufacturing	5	\$465.00		
	Truck Driving	1	\$2,500.00		
East Mississippi Community College	Building & Construction Trades	1	\$3,000.00	\$47,255.45	\$926.58
	Health Related Occupations	21	\$20,890.00		
	Manufacturing	18	\$11,758.00		
	Truck Driving	4	\$5,207.45		
	Welding Occupations	7	\$6,400.00		
Holmes Community College	Electrical Occupations	2	\$2,000.00	\$12,710.96	\$1,412.33
	Health Related Occupations	7	\$10,710.96		
Itawamba Community College	Academic Classes	1	\$889.00	\$97,094.77	\$961.33
	Automotive Occupations	2	\$700.00		
	Computer Occupations	1	\$1,500.00		
	Health Related Occupations	82	\$57,505.77		
	Truck Driving	15	\$36,500.00		
Medical 2 Inc	Health Related Occupations	2	\$1,960.00	\$1,960.00	\$980.00
Meridian Community College	Health Related Occupations	5	\$10,613.31	\$10,613.31	\$2,122.66
Midwest Technical Institute dba Delta Technical College	Maintenance Occupations	2	\$4,000.00	\$6,500.00	\$2,166.67
	Truck Driving	1	\$2,500.00		
Mississippi Gulf Coast Community College	Academic Classes	1	\$2,500.00	\$2,500.00	\$2,500.00
Mississippi University for Women	Health Related Occupations	3	\$3,454.00	\$3,454.00	\$1,151.33
Mississippi Valley State University	Academic Classes	1	\$1,500.00	\$1,500.00	\$1,500.00

### Mississippi Partnership Individual Training Accounts

Provider Name	Course/Major Description	Total Participants Trained	Total Budgeted Amount	Total Amount Per Provider	Cost per Participants
Northeast Mississippi Community College	Academic Classes	2	\$1,225.00	\$64,016.93	\$984.88
	Health Related Occupations	63	\$62,791.93		
Northwest Mississippi Community College	Business Occupations	2	\$2,200.00	\$69,511.94	\$1,737.80
	Health Related Occupations	33	\$62,701.94		
	Truck Driving	5	\$4,610.00		
SouthEastern Career Training Centers, Inc.	Truck Driving	5	\$12,500.00	\$12,500.00	\$2,500.00
Stepping Stones Career and Community Center	Health Related Occupations	3	\$2,860.00	\$2,860.00	\$953.33
Truck Driver Institute, Inc.	Truck Driving	4	\$8,300.00	\$8,300.00	\$2,075.00
University of Mississippi	Academic Classes	13	\$15,475.00	\$15,475.00	\$1,190.38
<b>TOTAL</b>		<b>358</b>	<b>\$423,453.84</b>	<b>\$423,453.84</b>	<b>\$1,182.83</b>

### Southcentral Mississippi Individual Training Accounts

Provider Name	Course/Major Description	Total Participants Trained	Total Budgeted Amount	Total Amount Per Provider	Cost per Participants
Access Training Incorporated	Health Related Occupations	2	\$5,000.00	\$5,000.00	\$2,500.00
Ace Training Center, Inc.	Truck Driving	59	\$211,300.00	\$211,300.00	\$3,581.36
Alcorn State University School of Nursing	Health Related Occupations	8	\$22,000.00	\$22,000.00	\$2,750.00
Copiah-Lincoln Community College	Business Occupations	1	\$1,727.50	\$84,549.52	\$1,838.03
	Health Related Occupations	27	\$29,477.16		
	Production Machine Occ.	1	\$1,191.11		
	Truck Driving	15	\$50,163.75		
	Welding Occupations	2	\$1,990.00		

## Southcentral Mississippi Individual Training Accounts

Provider Name	Course/Major Description	Total Participants Trained	Total Budgeted Amount	Total Amount Per Provider	Cost per Participants
CRW Truck Driving Training School	Truck Driving	10	\$36,000.00	\$36,000.00	\$3,600.00
Hinds Community College	Business Occupations	1	\$856.75	\$140,142.59	\$1,229.32
	Electrical Occupations	1	\$1,478.23		
	Health Related Occupations	17	\$32,256.56		
	Maintenance Occupations	1	\$1,517.00		
	Miscellaneous Occupations	91	\$98,274.05		
	Service Occupations	1	\$2,000.00		
	Welding Occupations	2	\$3,760.00		
Holmes Community College	Business Occupations	1	\$1,619.00	\$8,852.91	\$2,213.23
	Funeral Services	1	\$2,909.91		
	Health Related Occupations	2	\$4,324.00		
Jones County Junior College	Health Related Occupations	1	\$2,793.00	\$2,793.00	\$2,793.00
Meridian Community College	Health Related Occupations	1	\$1,514.00	\$1,514.00	\$1,514.00
Northeast Mississippi Community College	Health Related Occupations	1	\$1,372.47	\$1,372.47	\$1,372.47
SouthEastern Career Training Centers, Inc.	Truck Driving	11	\$39,600.00	\$39,600.00	\$3,600.00
Southwest Mississippi Community College	Business Occupations	1	\$60.00	\$50,431.05	\$1,939.66
	Health Related Occupations	24	\$47,361.55		
	Truck Driving	1	\$3,009.50		
Truck Driver Institute, Inc.	Truck Driving	2	\$7,200.00	\$7,200.00	\$3,600.00
University of Southern Mississippi	Health Related Occupations	1	\$1,621.36	\$4,121.36	\$2,060.68
	Service Occupations	1	\$2,500.00		
<b>TOTAL</b>		<b>287</b>	<b>\$614,876.90</b>	<b>\$614,876.90</b>	<b>\$2,142.43</b>

### Twin Districts Individual Training Accounts

Provider Name	Course/Major Description	Total Participants Trained	Total Budgeted Amount	Total Amount Per Provider	Cost per Participants
Ace Training Center, Inc.	Truck Driving	5	\$15,250.00	\$15,250.00	\$3,050.00
CRW Truck Driving Training School	Truck Driving	2	\$7,000.00	\$7,000.00	\$3,500.00
East Central Community College	Building & Construction Trades	1	\$1,250.00	\$44,010.00	\$2,200.50
	Health Related Occupations	4	\$6,960.00		
	Truck Driving	14	\$35,000.00		
	Welding Occupations	1	\$800.00		
Jones County Junior College	Building & Construction Trades	1	\$714.00	\$95,219.45	\$2,885.44
	Electrical Occupations	1	\$3,000.00		
	Health Related Occupations	19	\$65,252.95		
	Maintenance Occupations	1	\$1,429.00		
	Miscellaneous Occupations	6	\$18,306.00		
	Truck Driving	4	\$6,167.50		
	Welding Occupations	1	\$350.00		
Meridian Community College	Health Related Occupations	46	\$109,072.90	\$166,461.60	\$2,311.97
	Maintenance Occupations	1	\$3,000.00		
	Service Occupations	1	\$1,000.00		
	Truck Driving	22	\$50,218.70		
	Welding Occupations	2	\$3,170.00		

## Twin Districts Individual Training Accounts

Provider Name	Course/Major Description	Total Participants Trained	Total Budgeted Amount	Total Amount Per Provider	Cost per Participants
Mississippi Gulf Coast Community College	Academic Classes	6	\$23,905.85	\$277,108.10	\$2,771.08
	Automotive Occupations	2	\$5,309.00		
	Building & Construction Trades	2	\$2,879.00		
	Business Occupations	8	\$15,651.85		
	Computer Occupations	2	\$5,097.20		
	Health Related Occupations	76	\$213,511.25		
	Maintenance Occupations	2	\$3,767.95		
	Service Occupations	2	\$6,986.00		
Pearl River Community College	Building & Construction Trades	2	\$600.00	\$225,888.30	\$2,566.91
	Electrical Occupations	1	\$4,657.18		
	Health Related Occupations	67	\$196,853.12		
	Truck Driving	10	\$18,128.00		
	Welding Occupations	8	\$5,650.00		
SouthEastern Career Training Centers, Inc.	Truck Driving	3	\$10,500.00	\$10,500.00	\$3,500.00
Truck Driver Institute, Inc.	Truck Driving	30	\$105,000.00	\$105,000.00	\$3,500.00
University of Southern Mississippi	Service Occupations	12	\$44,648.87	\$44,648.87	\$3,720.74
<b>TOTAL</b>		<b>365</b>	<b>\$991,086.32</b>	<b>\$991,086.32</b>	<b>\$2,715.30</b>

# INDIVIDUAL TRAINING ACCOUNT TYPES AND PARTICIPANTS

## ITA by Fund Source

Funding Source Description		Number of Participants
A	Adult	1136
B	Harrah's Dislocated Worker NEG	14
D	Dislocated Worker	334
I	In School Youth	1
O	Out of School Youth	57
<b>TOTAL</b>		<b>1542</b>

MDES Narrative Report by Fund Source Category		Number of Participants
A	Adult	1136
D	Dislocated Worker	334
Y	Youth	58
N	NEG	14
<b>TOTAL</b>		<b>1542</b>

Local Workforce Investment Area	Number of Students Trained	Total Amount Spent
1. Delta	532	\$1,164,307.04
2. MS Partnership	358	\$423,453.84
3. Southcentral	287	\$614,876.90
4. Twin Districts	365	\$991,086.32
<b>TOTAL</b>	<b>1542</b>	<b>\$3,193,724.10</b>

## ITA Training Types and Participants

Occupation Training Types Summary	Total Number of Participants Who Received Training	Total Expenditure Amount
Academic Classes	241	\$490,624.45
Automotive Occupations	4	\$6,009.00
Building & Construction Trades	7	\$8,443.00
Business Occupations	55	\$99,405.70
Computer Occupations	15	\$22,611.92
Cosmetology/Barbering	3	\$3,968.00
Electrical Occupations	8	\$14,135.41
Forestry/Park Management	1	\$128.50
Funeral Services	1	\$2,909.91
Health Related Occupations	744	\$1,421,718.78
Maintenance Occupations	7	\$13,713.95
Manufacturing	23	\$12,223.00
Miscellaneous Occupations	97	\$116,580.05
Production Machine Occupations	1	\$1,191.11
Service Occupations	23	\$74,676.42
Truck Driving	288	\$882,034.90
Welding Occupations	24	\$23,350.00
<b>TOTAL</b>	<b>1542</b>	<b>\$3,193,724.10</b>



# INDIVIDUAL TRAINING ACCOUNT COURSE LISTING

## ACADEMIC CLASSES

ALTERNATE ROUTE TO TEACHER'S LICENSE  
BACHELOR OF ARTS - ENGLISH  
BACHELOR OF ARTS IN EDUCATION - SECONDARY ED - ENGLISH  
BACHELOR OF ARTS IN EDUCATION - ELEMENTARY ED  
BACHELOR OF ARTS TEACHER LICENSURE  
BACHELOR OF BUSINESS ADMINISTRATION - GENERAL  
BACHELOR OF SCIENCE - CHILD DEVELOPMENT  
BACHELOR OF SCIENCE IN AUDIOLOGY & SPEECH PATHOLOGY  
BACHELOR OF SCIENCE IN BIOLOGY  
BACHELOR OF SCIENCE IN CRIMINAL JUSTICE  
BACHELOR OF SCIENCE IN EDUCATION - ELEMENTARY ED  
BACHELOR OF SCIENCE IN EDUCATION IN ENGLISH  
BACHELOR OF SCIENCE IN SOCIAL WORK  
BACHELOR OF SCIENCE INTERDISCIPLINARY STUDIES (K-8)  
BACHELOR OF SCIENCE SECONDARY EDUCATION - BIOLOGY  
BACHELOR OF SCIENCE SOCIAL SCIENCE EDU SECONDARY  
BACHELOR'S OF ART IN SPEECH COMMUNICATION  
BACHELOR'S OF FINE ART  
BACHELOR'S OF SCIENCE - HEALTH, PHYS EDU, & REC  
BACHELOR'S OF SCIENCE IN APPLIED TECHNOLOGY  
BACHELOR'S OF SCIENCE IN NUTRITION AND DIETETICS  
BACHELOR'S OF SCIENCE IN SOCIAL SCIENCE  
BACHELOR'S OF SCIENCE IN SOCIOLOGY  
BASIC LAW ENFORCEMENT  
EMERGENCY MEDICAL TECH - BASIC  
ENTERTAINMENT INDUSTRY - BACHELOR OF SCIENCE  
HISTORY  
INSTRUMENTATION TECHNOLOGY  
SOCIAL WORK - BACHELOR OF SOCIAL WORK

## AUTOMOTIVE OCCUPATIONS

AUTOMOTIVE SERVICE TECH. - CERTIFICATE  
SMALL ENGINE REPAIR

## BUILDING & CONSTRUCTION TRADES

DRAFTING AND DESIGN - ASSOCIATE DEGREE  
HEATING & AIR CONDITIONING - EVENING PROGRAM  
HEAVY EQUIPMENT & MAINTENANCE OPERATIONS COMBO  
PIPEFITTING  
PIPEFITTING NCCER APPRENTICESHIP LEVELS 1 - 2  
RESIDENTIAL CARPENTRY TECH - 1 YEAR CERTIFICATE

## BUSINESS OCCUPATIONS

ACCOUNTING TECH  
BACHELOR OF BUSINESS ADMIN - ACCOUNTING  
BACHELOR OF BUSINESS ADMINISTRATION - MANAGEMENT  
BACHELOR OF BUSINESS ADMINISTRATION - MARKETING  
BACHELOR OF SCIENCE - INTERDISCIPLINARY STUDIES  
BACHELOR OF SCIENCE IN COMMERCIAL AVIATION  
BANKING-TECHNICAL CERTIFICATE  
BUSINESS ADMINISTRATION  
BUSINESS ADMINISTRATION IN FINANCE - BACHELOR'S  
BUSINESS OFFICE TECH. - CERTIFICATE  
MARKETING MANAGEMENT  
OFFICE SYSTEM TECH - ASSOCIATE  
PARALEGAL  
PROCESS OPERATIONS - 2 YEAR  
RETAIL SALES

## COMPUTER OCCUPATIONS

BACHELOR OF BUS ADMIN - MANAGEMENT INFO SYSTEMS  
BACHELOR OF BUSINESS ADMINISTRATION - COMPUTER  
INFORMATION SYSTEMS  
COMPUTER INFORMATION SYSTEMS CLUSTER  
COMPUTER INFORMATION SYSTEMS TECH (LAN)  
INFORMATION SYSTEMS TECHNOLOGY - ASSOCIATES DEGREE

## COSMETOLOGY/BARBERING

COSMETOLOGY

CONTINUED NEXT PAGE.

## ELECTRICAL OCCUPATIONS

ELECTRICAL LINEMAN  
 ELECTRICAL TECH - ASSOCIATE  
 ELECTRONICS TECHNOLOGY -ASSOCIATE DEGREE

## FORESTRY/PARK MANAGEMENT

BACHELOR'S IN ENVIRONMENTAL SCIENCE & WILDLIFE

## FUNERAL SERVICES

FUNERAL SERVICES

## HEALTH RELATED OCCUPATIONS

CARDIOVASCULAR TECH  
 DENTAL ASSISTING TECHNOLOGY - CERTIFICATE  
 DENTAL HYGIENE  
 EMERGENCY MED TECHNOLOGY / PARAMEDIC  
 HEALTH CARE ASSISTANT  
 HEALTH INFORMATION TECH  
 MEDICAL ASSISTANT - ASSOCIATE DEGREE  
 MEDICAL ASSISTANT - CERTIFICATE  
 MEDICAL CLERICAL/BILLING CLERK  
 MEDICAL INSURANCE CLERK / CODING  
 MEDICAL LAB  
 MEDICAL OFFICE TECHNOLOGY - HEALTH CARE DATA  
 NURSING - ACCELERATED TRACK LPN TO RN  
 NURSING - ASSOCIATE DEGREE (RN)  
 NURSING - BACHELOR OF SCIENCE (BSN)  
 NURSING - CERTIFIED NURSING ASSISTANT (CNA)  
 NURSING - LICENSED PRACTICAL NURSE (LPN)  
 NURSING - LPN - EVENING  
 OCCUPATIONAL THERAPY  
 PHARMACY TECH  
 PHLEBOTOMY (CLINICAL )  
 PHYSICAL THERAPIST ASSIST TECH  
 RADIOGRAPHY TECH - ASSOCIATE DEGREE  
 RESPIRATORY CARE  
 SURGICAL TECH - ASSOCIATE DEGREE

## MAINTENANCE OCCUPATIONS

HEATING & AIR CONDITIONING - ASSOCIATE  
 HEATING & AIR CONDITIONING - CERTIFICATE  
 INDUSTRIAL MAINTENANCE - CAREER CERTIFICATE  
 MAINTENANCE-COMMERCIAL/RESIDENTIAL

## MANUFACTURING

MANUFACTURING - BASIC SKILLS

## MISCELLANEOUS OCCUPATIONS

MI-BEST BASIC ESSENTIAL SKILLS  
 PETROLEUM TECH - CERTIFICATE

## PRODUCTION MACHINE OCCUPATIONS

MACHINE TOOL OPERATOR - 2 YR ASSOCIATE DEGREE

## SERVICE OCCUPATIONS

BACHELOR OF SCIENCE IN ATHLETIC TRAINING  
 BASIC LAW ENFORCEMENT TRAINING  
 CULINARY ARTS (CHEF & RELATED OCCUPATIONS) -ASSOCIATE DEGREE  
 HOSPITALITY & TOURISM - HOTEL & REST MGMT - ASSOCIATE  
 HOSPITALITY & TOURISM MGMT - ASSOCIATE -TRAVEL & TOURISM

## TRUCK DRIVING

CDL TRAINING  
 TRUCK DRIVER  
 TRUCK DRIVER - EVENING PROGRAM  
 TRUCK DRIVER D.O.T. REFRESHER

## WELDING OCCUPATIONS

SHORT TERM WELDING TRAINING  
 WELDING - CAREER CERTIFICATE  
 WELDING & CUTTING  
 WELDING BASIC  
 WELDING, BRAZING, AND SOLDERING  
 WELDING/PIPEFITTING

# CORE AND INTENSIVE SERVICES BY SERVICE PROVIDER

**Core Services:** These services include outreach, job search and placement assistance, and labor market information. Core Services are available to all job seekers.

**Intensive Services:** These services include more comprehensive assessments, development of individual employment plans, and counseling and career planning.

## Delta WIA

Service Center	Core	Intensive
Batesville WIN Job Center	152	306
Bolivar County CCA	0	616
Clarksdale WIN Job Center	446	696
Cleveland WIN Job Center	307	1173
Coahoma Community College	0	403
Greenville WIN Job Center	637	708
Greenwood WIN Job Center	564	492
Indianola WIN Job Center	86	234
Lexington WIN Job Center	56	65
Mid State Opportunity Inc	0	292
North Central Planning and Development District - (DELTA)	0	406
South Delta PDD	0	1
South Panola School District	0	128
Sunflower Humphreys County Progress	0	807
WWISCCA	0	695
<b>DELTA TOTAL</b>	<b>2,248</b>	<b>7,022</b>

## Southcentral Mississippi Works WIA

Service Center	Core	Intensive
Brookhaven WIN Job Center	86	300
Central MS PDD	62	35
Jackson WIN Job Center	43	435
Madison County WIN Job Center, Canton	9	146
McComb WIN Job Center	89	133
Natchez WIN Job Center	24	378
Pearl WIN Job Center	23	178
Vicksburg WIN Job Center	75	183
WWISCCA	0	36
<b>SOUTH CENTRAL MS WORKS TOTAL</b>	<b>411</b>	<b>1,824</b>

## Mississippi Partnership WIA

Service Center	Core	Intensive
Amory WIN Job Center	109	163
Corinth WIN Job Center	862	956
DeSoto County WIN Job Center	382	340
East Mississippi Community College - (MP)	116	1516
Educational and Training Institute - (MP)	27	348
Golden Triangle Planning and Development District	84	1205
Golden Triangle Region Columbus	607	843
Grenada WIN Job Center	1554	77
Houston WIN Job Center	54	20
Itawamba Community College	104	1470
Iuka WIN Job Center	135	75
Louisville WIN Job Center	200	168
Mayhew WIN Job Center	0	23
New Albany WIN Job Center	14	40
North Central Planning and Development District - (MP)	93	1004
Northeast Mississippi Community College - (MP)	105	1153
Northwest Mississippi Community College	96	1002
Oxford WIN Job Center	718	459
Pontotoc WIN Job Center	229	209
Senatobia WIN Job Center	179	67
Three Rivers PDD	0	2
Tupelo WIN Job Center	733	601
West Point WIN Job Center	0	7
<b>MISSISSIPPI PARTNERSHIP TOTAL</b>	<b>6,401</b>	<b>11,748</b>

## Twin Districts WIA

Service Center	Core	Intensive
Biloxi WIN Job Center	108	173
CARES of Mississippi	38	230
Carthage WIN Job Center	43	137
Climb CDC	0	147
Columbia WIN Job Center	75	253
Educational and Training Institute - (TD)	0	1519
Forest WIN Job Center	3	686
Gulf Coast Community Action Agency	6	134
Gulfport WIN Job Center	124	862
Hancock County WIN Job Center (Bay St. Louis / Waveland)	6	13
Hattiesburg WIN Job Center	133	669
Laurel WIN Job Center	18	545
Meridian WIN Job Center	331	1138
Newton WIN Job Center	0	16
Pascagoula WIN Job Center	84	779
Picayune WIN Job Center	281	1020
Southern MS PDD	0	264
<b>TWIN DISTRICTS TOTAL</b>	<b>1,250</b>	<b>8,585</b>

## NATIONAL EMERGENCY GRANT

Service Center	Core	Intensive
Clarksdale WIN Job Center	620	1232
Cleveland WIN Job Center	0	1
Forest WIN Job Center	0	1
Gulfport WIN Job Center	0	4
Louisville WIN Job Center	0	1
MDES State Office	24	26
Pascagoula WIN Job Center	0	6
Senatobia WIN Job Center	0	24
<b>NATIONAL EMERGENCY GRANT TOTAL</b>	<b>644</b>	<b>1,295</b>

## MDES State Office

Service Center	Core	Intensive
Jobs for MS Graduates	1	148
MDES State Office	0	3
<b>TOTAL</b>	<b>1</b>	<b>151</b>

## CORE AND INTENSIVE SERVICES BY TYPE

### Core and Intensive Services

Adult Education (basic skills and/or literacy skills)

Adult Follow-up

Adult Mentoring

Apprenticeship -- [OJT]

Basic Skills Assessment - Youth

Basic Skills Youth Goal

Call for Information

Career Guidance

Career Planning

Case Management Contact

Case Manager Assigned

Citizenship and Leadership Services

Classroom Training - Youth

Comprehensive and Specialized Assessments

Comprehensive Guidance and Counseling

Coordination of Activities with Other Programs and Services

Counseling - Group

Counseling - Individual

Customized Training

Diagnostic Testing

Dropout Recovery Services

Education

Educational Achievement - Youth

Employment Services - Youth

Eligibility and Assistance for Non-WIA Programs

Enrolled in Education

CONTINUED NEXT PAGE.

## Core and Intensive Services (Continued)

Equal Opportunity Notification	Job Search Resource Center (WINGS or Job Central)	Outreach, Intake/Orientation	Short-term prevocational services
Financial Literacy Education	Job Search Resume Preparation Assistance	Other/ Placement Services/ Assessment	Skill Upgrading and Retraining
Follow-up Case Management Services	Job Search Skills Training	Pre-employment Service(s)	Specialized Assessment
Followup Services	Job Search Specific Labor Market Assistance	Provision of ETPL Performance Information	Study Skills Training
Incumbent Workers (Skill Upgrading/Retraining)	Job Search Specific Labor Market Assistance (Does Not Reset Participation Period)	Referrals to Other Programs and Services	Supportive Service
Incumbent Worker Training	Job Search Staff Initiated	Referral to Local Training	TABE Post-Test
Internships and Work experience	Labor Exchange Services	Referral to State Training	TABE Pre-Test
Individual Counseling	Labor Market	Referral to Supportive Service	Transition to Postsecondary Education and Training
Individual Employment Plan	Labor Market and Employment Information	Referral to Supportive Service (Educational)	Transportation
Individual Service Strategy Development - Youth	Leadership Development	Referral to Supportive Service (Local Agency)	Tutoring
Initial Assessment	Microsoft Software/Computer Skills Training/Local Office	Referral to Supportive Service (Trade)	UI Claim Information and Assistance
Instructional Skills Training - Youth	Need Based Supportive Service	Referral to Supportive Service (WIA Instit)	Vocational Guidance
Internships	OJT Readiness	Referral to Supportive Service Education	Work Experience Paid
ITA Orientation	On-the-Job Training	Referral to WIA On-the-job Training	Work Experience Unpaid
Job Development Contacts	Orientation	Referral to WIA Training	Work Readiness
Job Readiness Training	Other Assessments - Youth	Referred to GED	Workforce Preparation
Job Search Applicant Initiated	Other Basic Skills Training (TAA & WIA Youth Programs Only)	Reportable Service (Prior to Placement)	Worked Readiness Skills Youth Goal
Job Search Planning	Other Occupational Skills Training		WorkKeys Post-Test
Job Search Ready Skills/ Short Term Prevocational			WorkKeys Pre-Test
			Youth GED



MISSISSIPPI DEPARTMENT *of* EMPLOYMENT SECURITY

*Helping Mississippians Get Jobs*

888-844-3577 | [mdes.ms.gov](http://mdes.ms.gov)

An equal opportunity employer and program, MDES has auxiliary aids and services available upon request to those with disabilities.

Those needing TTY assistance may call 800-582-2233.

Funded by the U.S. Department of Labor through the Mississippi Department of Employment Security.